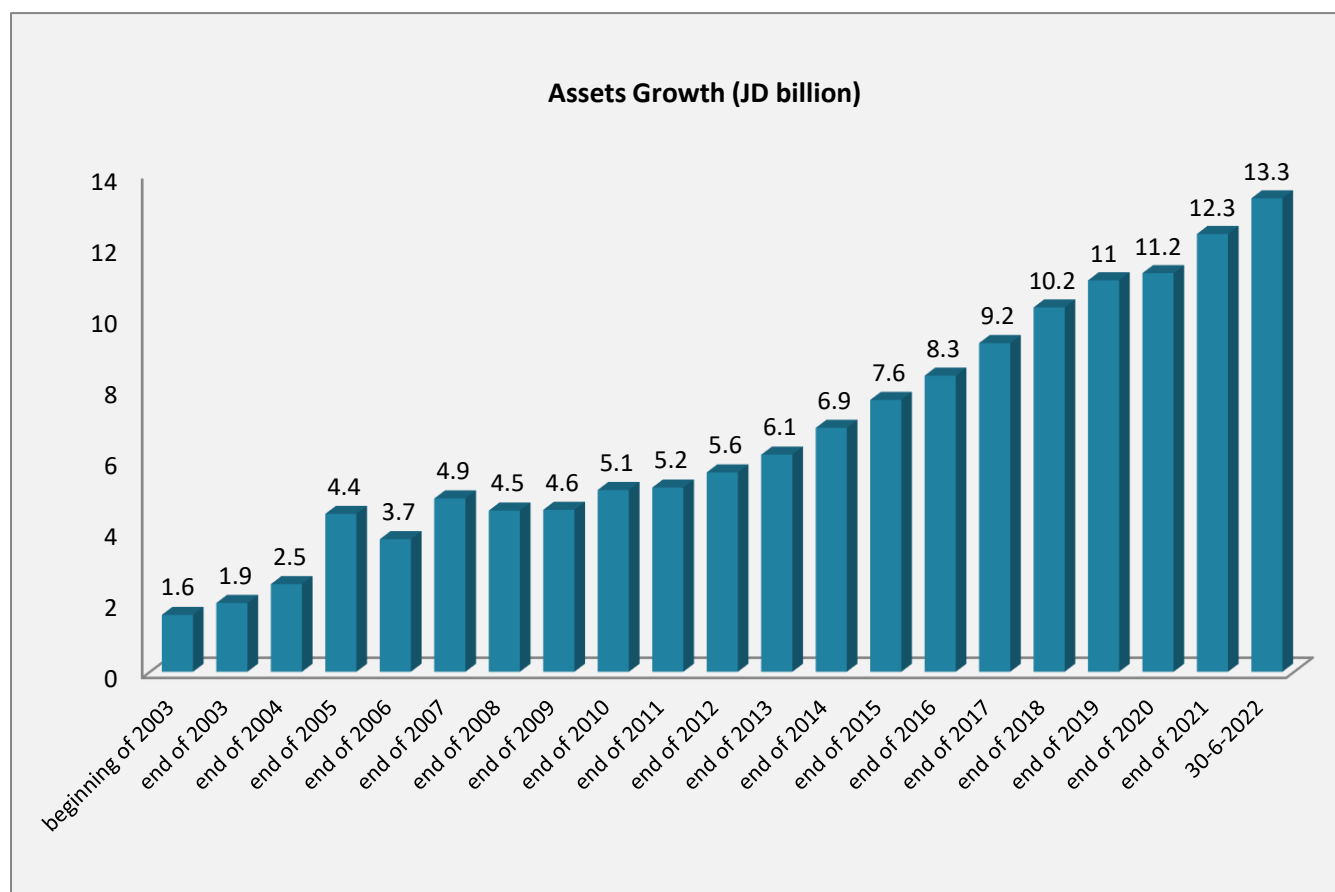


SSIF Financial Performance Report as at the end of 30/6/2022

Investment Fund Assets:

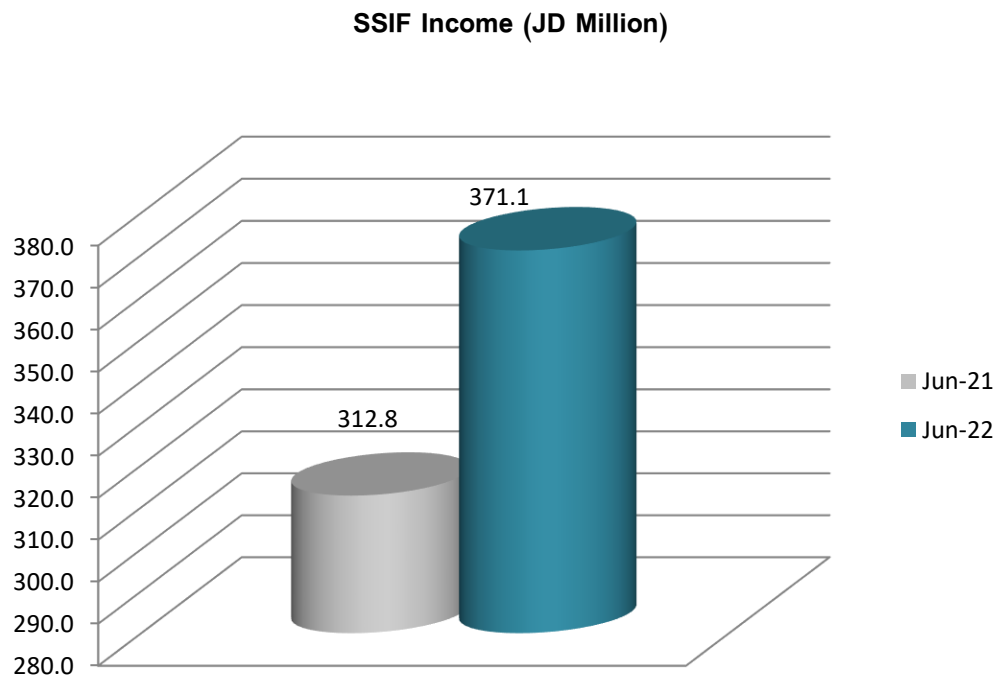
The Fund's total assets amounted to around JD 13.3 billion as at the end of 30/6/2022 compared to around JD 12.3 billion as at the end of 31/12/2021.



Investment Fund income

The Fund's income is generated from return on investment of money market instruments, bonds, loans, public and private equity, tourism, real estate in addition to dividends of the companies in which SSC invests.

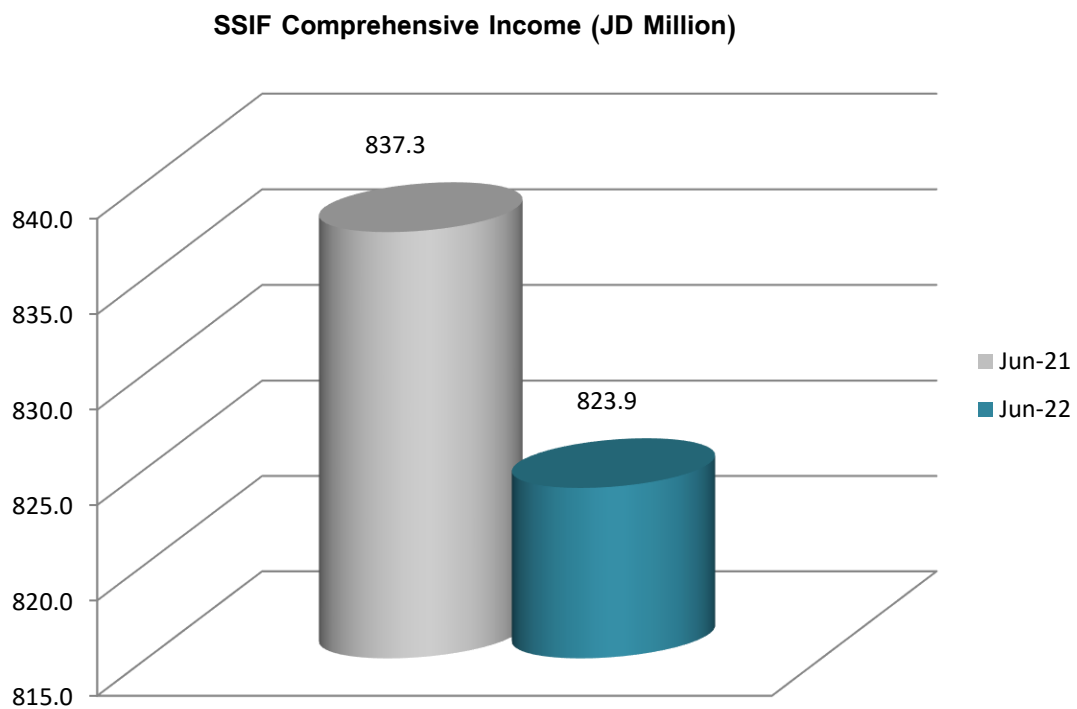
The Fund realized an income of JD 371.1 million as at the end of 30/6/2022 compared to JD 312.8 million as at the end of 30/6/2021, an increase of JD 58.3 million, representing a growth of 18.6%



Investment Fund Comprehensive Income

The comprehensive income is composed of the Fund's income from its investment activities in addition to the revaluation of the equity portfolio through comprehensive income.

The Fund realized a comprehensive income of JD 823.9 million as at the end of 30/6/2022 compared to JD 837.3 million as at the end of 30/6/2021, a decrease of JD of JD 13.4 million, representing around 1.6%.



The Comparative Asset Allocation

No.	Item	31/12/2021		30/6/2022	
		JD Million	%	JD Million	%
1	Money Market Instruments Portfolio	1,558.4	12.8%	1,727.0	13.1%
2	Bonds portfolio	6,893.6	56.7%	7,311.9	55.4%
3	Loans portfolio	412.1	3.4%	405.1	3.1%
4	Equity Portfolio	2,040.8	16.8%	2,510.6	19%
5	Real Estate Investments portfolio	748.2	6.2%	754.3	5.7%
6	Tourism Investments Portfolio	314.3	2.6%	313.8	2.4%
7	Others	373.8		306.6	
	Total (JD million)	12,341.2	100%	13,329.3	100%